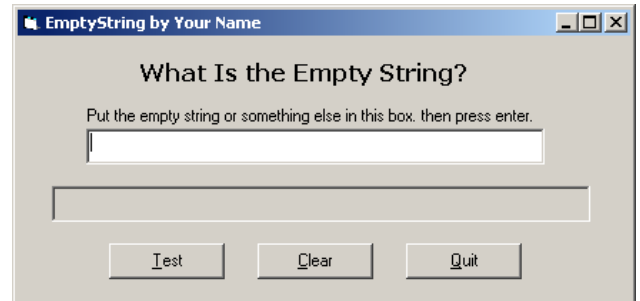
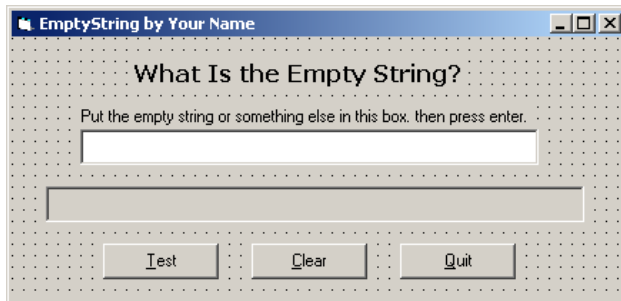
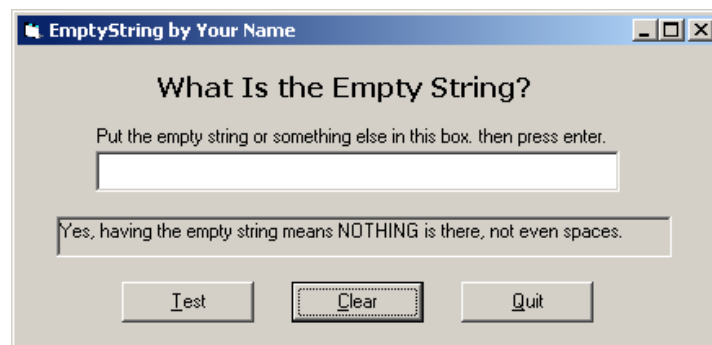


## EmptyString.frm EmptyString.vbp Formal Individual Assessment

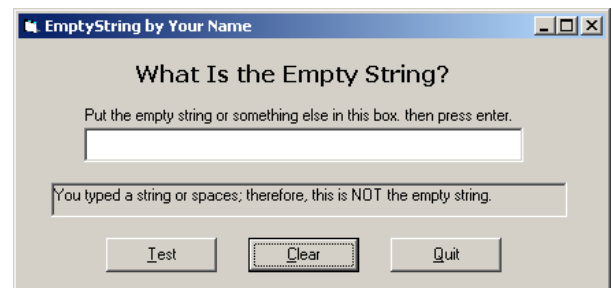
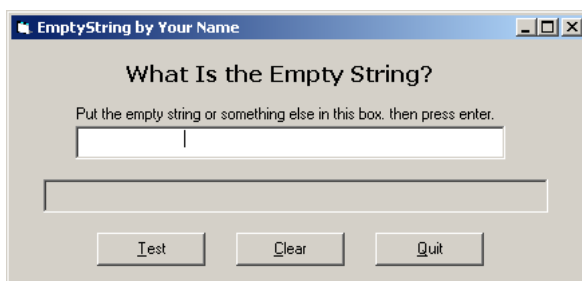
1. Create this form with a textbox for input, and a label for the output. Use the Couch program as a reference.



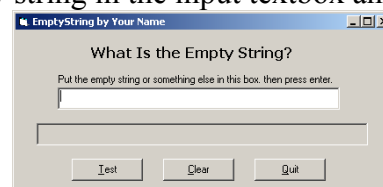
2. Use the KeyPress procedure to move from the textbox to the first command button when the user presses the enter key.
3. If the user does not type anything in the textbox, but immediately presses the enter key or the tab key, or clicks on the Test command button, then the program should display in the output label, a message indicating that the empty string was in the textbox.



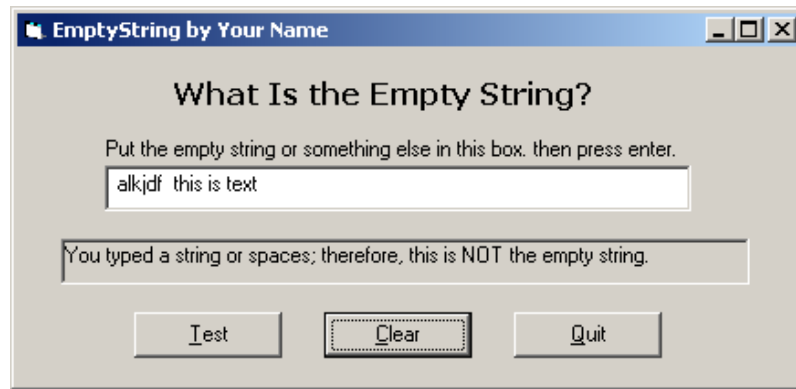
If the user types characters and or spaces, the program should display a message in the output label that states that this is not the empty string.



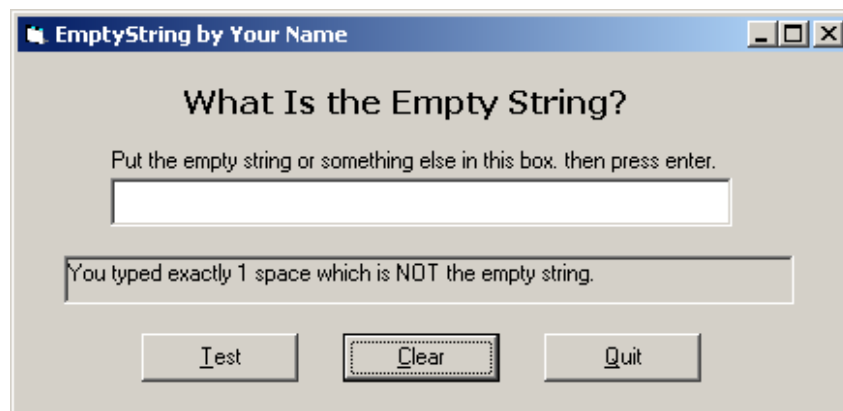
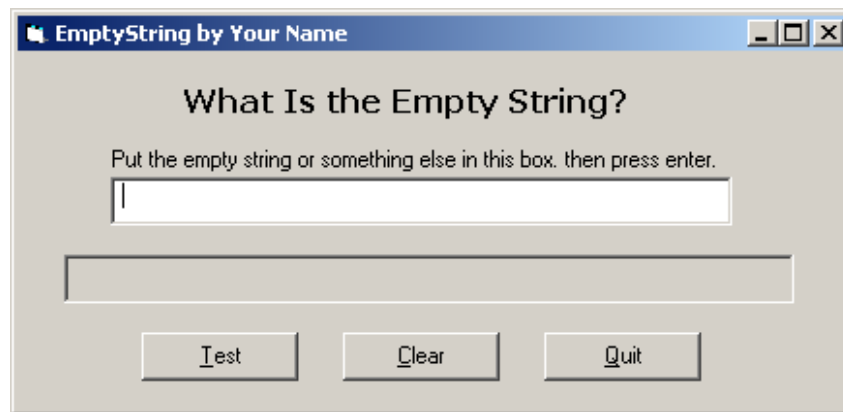
4. Make sure the clear button, puts the empty string in the input textbox and the output label and sets the focus to the textbox.



## EmptyString.frm EmptyString.vbp Formal Individual Assessment



5. For a better score, now, ***make the program better*** by having it display a different message in the label when the user enters exactly 1 space, in the textbox.



6. Test the tab order.  
Test using enter.  
Test the clear button.  
Test the exit button.  
Check spelling and capitalization.  
Make sure the form looks good.  
Make sure the command buttons are uniform in size, font, etc.